


// **New Accessories for More Comfort and Safety**



Entrance Gate Operators

Automatic opening and closing of hinged and sliding gates



Using the hand transmitter, you can control your entrance gate as well as e.g. your garage door and external lights (additional Hörmann receiver required).



Delight in the Convenience

and reassuring safety of Hörmann entrance gate operators

Your entrance gate is only truly convenient if equipped with a remote-controlled operator. Just like you want it. Of course, not any old operator will do - it has to be a quality product that you can rely on each and every day; for your new entrance gate or for retrofitting to an existing hinged or sliding gate system.

Hörmann quality for continually reliable and safe function

Hinged gate operator

- Synchronised opening of the gate leaves which are normally of equal width
- Soft start and Soft stop
- Opening of only one gate leaf as a pedestrian leaf
- Automatic timed closing of the gate (photocell required)
- Control unit prepared for warning light and outdoor lighting
- Easy connection of additional safety devices, e.g. closing edge safety device, photocell
- Reliable obstruction recognition

Sliding gate operator

- Partial opening of the gate e.g. to allow the passage of pedestrians (adjustable)
- Soft start and Soft stop
- Automatic timed closing of the gate (photocell required)
- Control unit prepared for warning light and outdoor lighting
- Easy connection of additional safety devices, e.g. closing edge safety device, photocell
- Lockable emergency release
- Reliable obstruction recognition

* Guarantee terms, specifications and further information on Hörmann products are available on the Internet at www.hoermann.com



Treat your garage to a Hörmann operator too

Then everything is compatible and of the same high quality. You can open both the gate and garage door using the one remote control and turn out of the flowing traffic straight onto your driveway and into the garage. It couldn't be more convenient and safe.

Quiet, reliable operation

The gate opens without a jolt and is gently braked before fully closing. This protects the gate and operator and does not disturb your neighbours.

Manual opening and closing

In the event of a power failure, you can easily unlock the gate using the emergency release. The gate can then be opened and closed manually.

Permanently safe and reliable function

That's why the entire fixings are galvanized and as a result permanently weather-resistant.



4-button hand transmitter as standard for entrance gate operators



Elegant and Super-Quiet

The slim hinged gate operator

Thanks to its modern, slimline design, Hörmann's RotaMatic hinged gate operator is the perfect partner for your beautiful hinged gate.

Just like the design, the functional and safety features are exemplary

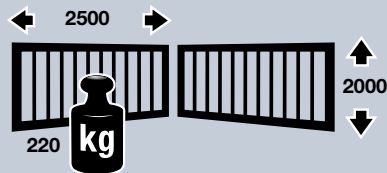
RotaMatic hinged gate operators

RotaMatic

Gate leaf width
Max. 2500 mm

Gate leaf height
Max. 2000 mm

Weight
Max. 220 kg



RotaMatic P/PL

Gate leaf width
Max. 2500 mm (P)
Max. 4000 mm (PL)

Gate leaf height
Max. 2000 mm

Weight
Max. 400 kg



Quality and functions

- Automatic timed closing of the gate after 60 seconds (photocell required)
- “Close” stop not required, recommended from a leaf width of 1500 mm leaf width, we recommend using an electric lock (optional)
- Extremely easy-to-operate emergency release
- Lockable emergency release, HSK 3 (optional)
- As standard with 4-button hand transmitter (HSM4)
- Integral 2-channel radio receiver
- The optional integral heating makes the RotaMatic also suitable for colder regions
- Adjustable power limit
- Reliable reversing on encountering obstructions: up to the OPEN end-of-travel position or partial reversing (adjustable)
- Optional fittings for special fitting situations

RotaMatic SK

RotaMatic operators also come in an SK version (including one-way photocell and yellow warning light) for more safety when entering and leaving the property.



TÜV-tested safety in accordance with DIN EN 13241-1

Hörmann entrance gate operators work safely during all opening and closing phases. The operating forces for many door sizes and fitting situations using RotaMatic operators with optional sound-absorbing seal have been tested and certified by TÜV.

You are thus on the safe side, as operating forces do not have to be measured on site. Your Hörmann specialist dealer will be happy to advise you.





Practical and Independent

For applications without a power connection

You do not have to do without the convenience of an operator even if there is no direct connection to the mains supply. The RotaMatic Akku makes this possible. Its battery is easy to transport and can be charged in just a few hours, e.g. overnight. An optional solar module makes the system completely independent of the mains supply.

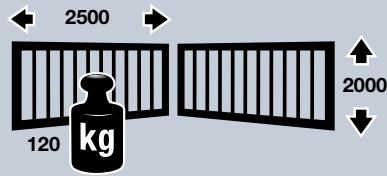
RotaMatic Akku hinged gate operator

RotaMatic Akku

Gate leaf width
Max. 2500 mm

Gate leaf height
Max. 2000 mm

Weight
Max. 120 kg



Battery

Operation period: approx. 30 days*

Charging time: 5-10 hours**

Weight: 8.8 kg

Dimensions: 320 x 220 x 115 mm

* With an average of four gate cycles per day and an ambient temperature of 20° Celsius

** Depending on charge state

• Up to 30 days battery operation period

You can thus benefit from the convenience of a hinged gate operator for up to 30 days without having to recharge the battery.

• Easy charging overnight

Just like a mobile phone, the battery is simply connected to a mains socket using the provided charger. The battery is then fully charged overnight and your operator is ready for operation again.

• Particularly convenient

The optional solar module saves you from having to manually charge the battery. The module is simply fitted near the control cabinet.

Quality and functions

- Automatic timed closing of the gate after 60 seconds (photocell required)
- “Close” stop not required, recommended from a leaf width of 1500 mm leaf width, we recommend using an electric lock (optional)
- Extremely easy-to-operate emergency release
- Lockable emergency release, HSK 3 (optional)
- As standard with 4-button hand transmitter (HSM4)
- Integral 2-channel radio receiver
- Adjustable power limit
- Reliable reversing on encountering obstructions: up to the OPEN end-of-travel position or partial reversing (adjustable)
- Standard warning lamp (warning that battery is discharged)
- Not available in an SK version
- Optional fittings for special fitting situations

Security kit

This optional extra locks the operator’s emergency release, thus protecting your gate system from unauthorised operation.



Solar module (optional)

Including fitting material

10 m connecting lead

Dimensions: 300 x 200 mm



The solar module – the practical add-on to the RotaMatic Akku entrance gate operator.



Powerful and Almost Invisible

The perfect combination of elegance and power

The DTU 250 underground hinged gate operator is barely visible thanks to its installation position and is therefore perfectly suited for fitting to ornately designed gates.

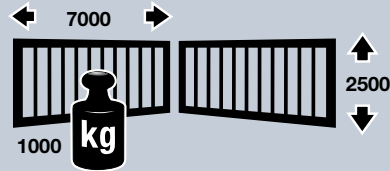
The DTH 700 hydraulic operator is especially powerful and sturdy, making it suitable for use in commercial areas as well.

DTH 700 and DTU 250 hinged gate operators

Hörmann's DTH 700 is a particularly powerful and sturdy operator variant that is suitable for use in private and commercial areas.

DTH 700 hydraulic hinged gate operator

Gate leaf width
Max. 7000 mm



Gate leaf height
Max. 2500 mm

Weight
Max. 1000 kg

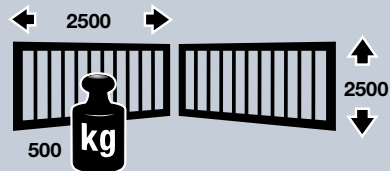
Quality and functions

- Automatic timed closing, adjustable by up to 4 minutes (photocell required)
- Obstruction recognition with reversing
- "Open" and "Closed" limit stops required
- Lockable emergency release
- Electric lock required
- Closing edge safety device recommended (optional)



DTU 250 underground hinged gate operator

Gate leaf width
Max. 2500 mm



Gate leaf height
Max. 2500 mm

Weight
Max. 500 kg

Quality and functions

- Underground installation does not detract from gate aesthetics
- Automatic timed closing, adjustable by up to 4 minutes (photocell required)
- Obstruction recognition with reversing
- "Open" and "Closed" limit stops required (optionally integrated in the operator housing)
- Lockable emergency release
- From 1500 mm leaf width, we recommend using an electric lock.
- Closing edge safety device recommended (optional)



The DTU 250 underground operator is an almost invisible and space-saving solution for use in private areas.

**Technical clarification is required for both operators.
Please contact your Hörmann dealer.**



Compact and Reliable

The modern LineaMatic sliding gate operator

Highlights of the LineaMatic sliding gate operator include its compact, height-adjustable housing made of zinc diecast and glassfibre reinforced plastic, as well as its reliable operator electronics. Everything is of course weatherproof and maintenance-free.

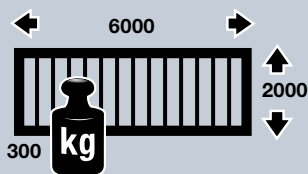
LineaMatic sliding gate operators

LineaMatic

Gate leaf width
Max. 6000 mm

Gate leaf height
Max. 2000 mm

Weight
Max. 300 kg

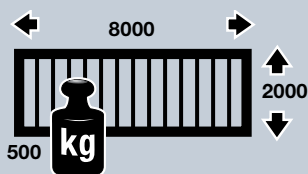


LineaMatic P

Gate leaf width
Max. 8000 mm

Gate leaf height
Max. 2000 mm

Weight
Max. 500 kg



Quality and functions

- Partial opening of the gate e.g. to allow the passage of pedestrians (adjustable)
- Adjustable automatic timed closing of the gate (photocell required)
- Reliable reversing with obstructions
- Control unit prepared for warning light
- Easy connection of additional safety devices, e.g. closing edge safety device, photocell
- Lockable emergency release
- Integral 2-channel radio receiver

LineaMatic SK

More safety as standard. The SK versions of our LineaMatic operators come with a one-way photocell and yellow warning light in the scope of delivery.



TÜV tested safety in accordance with DIN EN 13241-1

Hörmann entrance gate operators work safely during all opening and closing phases. The operating forces for many door sizes and fitting situations using LineaMatic operators with optional sound-absorbing seal have been tested and certified by TÜV.

You are thus on the safe side, as operating forces do not have to be measured on site. Your Hörmann specialist dealer will be happy to advise you.





Sturdy and Powerful

The STA sliding gate operators for especially large gates

A quality product that you can rely on every day.

The sturdy sliding gate operators have been designed especially for large and heavy sliding gates. With a leaf width of up to 20 m, they are also suitable for use in commercial areas.

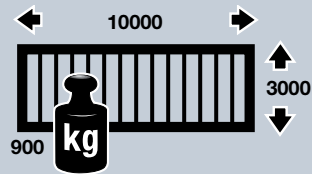
STA sliding gate operators

STA 90

Gate leaf width
Max. 10000 mm

Gate leaf height
Max. 3000 mm

Weight
Max. 900 kg,
Self-supporting 600 kg

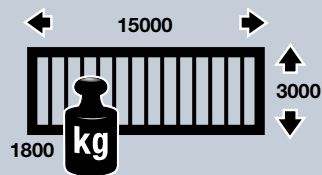


STA 180

Gate leaf width
Max. 15000 mm

Gate leaf height
Max. 3000 mm

Weight
Max. 1800 kg,
Self-supporting 1200 kg

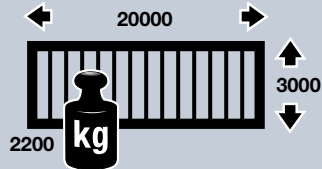


STA 220

Gate leaf width
Max. 20000 mm

Gate leaf height
Max. 3000 mm

Weight
Max. 2200 kg,
Self-supporting 1500 kg



Quality and functions

- Partial opening of the gate e.g. to allow the passage of pedestrians (adjustable)
- Adjustable automatic timed closing of the gate (photocell required)
- Obstruction recognition (with optional safety device in the STA 220)
- Control unit prepared for warning light
- Easy connection of additional safety devices, e.g. closing edge safety device, photocell
- Lockable emergency release



Design hand transmitter HSD 2 wins you over with its high quality metal housing and exclusive, **reddot design award**-winning aesthetics. The highlight of your key ring.



reddot design award
winner 2007



Accessories for more comfort

Handy, mobile, with a top design

Hörmann offers hand transmitters that fit in your handbag or jacket pocket, to hang on a keychain, insert into the vehicle cigarette lighter, or simply use as a second or third hand transmitter for the family.

Mobile comfort accessories



Mini hand transmitter HSM 4
for 4 functions



Micro hand transmitter HSE 2
for 2 functions,
incl. key ring



Hand transmitter HSP 4
with transmission block,
for 4 functions,
incl. key ring



Hand transmitter HS 4
for 4 functions,



Hand transmitter HS 1
for one function



HSD 2-A,
aluminium
with transmission block,
for 2 functions,



HSD 2-C,
glossy chrome
with transmission block,
for 2 functions,



In your car, the HSZ hand transmitter is always ready to use and is unobtrusively inserted in the cigarette lighter. The inexpensive alternative to a remote control system integrated in the car.



Hand transmitter HSZ 1 // **NEW**
for one function



Hand transmitter HSZ 2
for 2 functions,

Ask your dealer about the radio set HF 22 with a transmitter HSZ 2 and receiver HET 2. (also suitable for other makes and operators without 868.3 MHz radio frequency)

With proven Hörmann technology

- Protection against unauthorised use with a billion possible radio codes
- Stable range thanks to 868.3 MHz frequency
- Homelink-compatible (version 7)
- Impact-resistant due to a permanently fixed antenna
- Simple transmission of coding between hand transmitters



For safety reasons you should opt for a warning light, so everyone can see when the gate is moving – whether during the day or at night. **As standard with the RotaMatic SK and LineaMatic SK, incl. one-way photocell.**



Around your entrance gate

See your specialised dealer for more information

We offer a wide range of accessories for even more comfort and security – all adapted to your individual needs and with our typically high quality and top design.

Stationary convenience and security accessories

Code modulator with illuminated buttons

Hörmann code modulators are available in two versions. They are easy to install because you do not need to lay any cables. The combination code you enter is transmitted by radio.

The inexpensive FCT 3b with three functions has a foldable panel for protection.

The comfortable FCT 10b with ten functions features a weather-resistant membrane keypad.



Code modulator FCT 3b with protective cover



Code modulator FCT 10b

Digital coder with illuminated buttons

With the CTR 1b (for one function), you simply enter your personal code.

The CTR 3b has three functions.



Digital coder CTR 1b/3b

Code switch CTR 1d/CTR 3d // NEW

(identical to the FCT 3b) with a protective cover, without illuminated keypad, for one/three functions.

CTV 1/CTV 3 // NEW

(not shown) with a keypad protected against vandalism, identical function as the CTR 1b/CTR 3b.

Transponder key switch in two versions

for one function

You simply hold the coded transponder key approx. 2 cm in front of the reader. Two keys are included, further keys are available on request..



Transponder key switch TTE 12

The TTE 12 can recognise up to 12 keys.

The comfortable TTR can recognise up to 100 keys and the TTR 1000 up to 1000 keys.



Transponder key TTR 100/1000

Finger-scan for two functions

Your fingerprint is all you need to safely and conveniently open your garage door. The second function can be used to e.g. operate a garage door, an entrance gate or the entrance door. The finger-scan is available in two versions, as an FL 12 or FL 100 to store 12 or 100 fingerprints, respectively. Also available in a special version for your Hörmann entrance door (not shown).



Fingerscan FL 12/FL 100

ESU, ESA

STUP, STAP



Key switch

For recessed or surface mounting in two versions, each with three keys.

Internal radio-controlled push-button unit

With the FIT 2 you can actuate two operators or operator functions. Operation via impulse buttons or a connected key switch (optional extra) which can be switched off at the FIT 2 unit, for instance, during holiday times.



FIT 2

Photocell

This is an increased level of security that families with children especially appreciate. Persons and vehicles are immediately detected.



Closing edge safety device

The slightest contact of the closing edge brings the moving gate to an immediate halt. (not shown)



Electro locks

Above a certain wind pressure, hinged gates require an electric lock.

Single-leaf hinged gates are locked at the post or ground; double-leaf gates are always locked at the ground.

A stop plate is required with floor locking.

Stop plate

Where hinged gates are equipped with an electro lock, the ground lock's stop plate ensures secure locking.

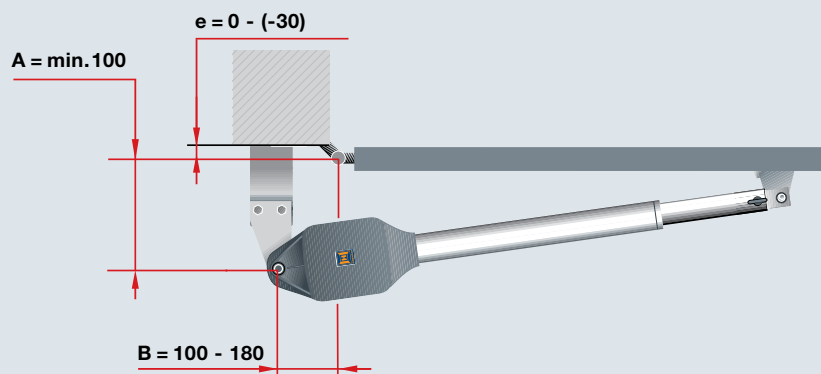
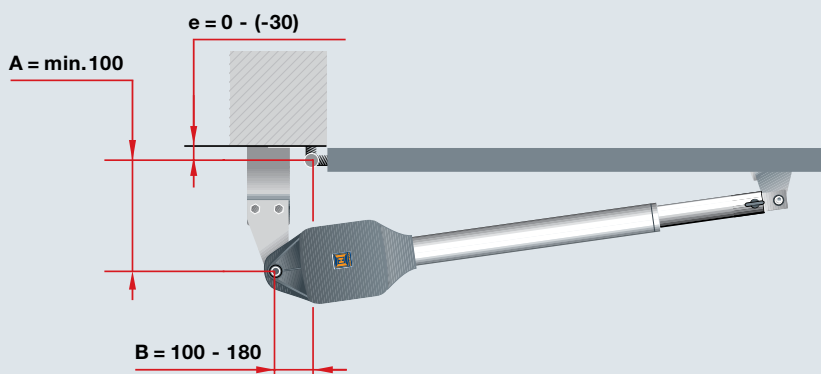
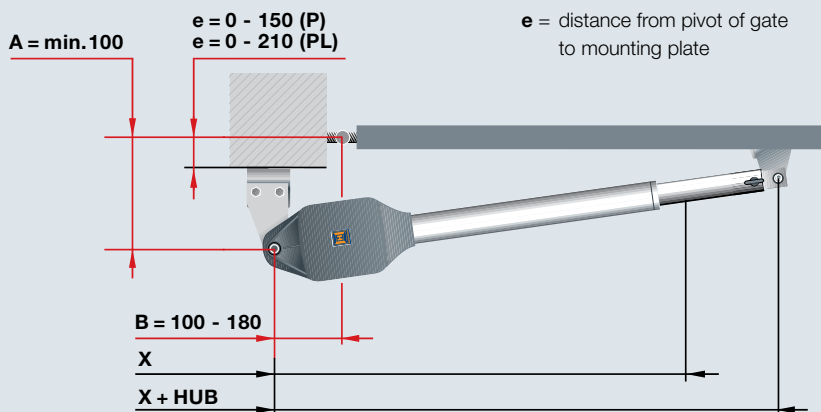
RotaMatic hinged gate operator

Fitting details, Technical data

For Hörmann sales partners

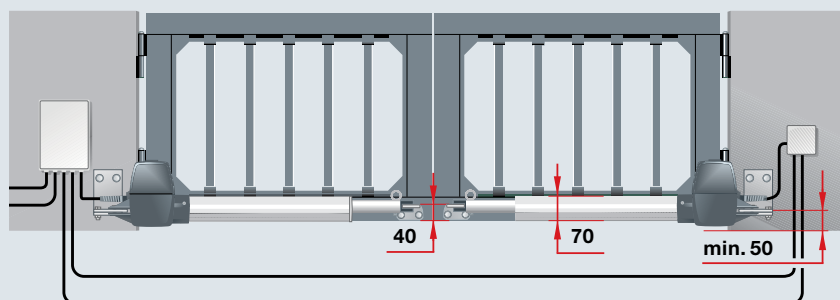
The planning program for hinged gate operators

With the new planning program, Hörmann assists you in the planning and fitting of your hinged gate operator.



Dimensions	x	x + stroke
RotaMatic/RotaMatic P	720	1120
RotaMatic PL	823	1323

The difference between the A dimension and B dimension should be max. 40 mm for optimum gate travel.



All illustrations and information are with the standard track application, further equipment features available. All dimensions in mm.

Power supply

230 V

Control

External

Operating mode

S2, short-time operation 4 minutes

Max. pull force/short-time peak force

RotaMatic: 2000/2200 N

RotaMatic P/RotaMatic PL: 2500/2700 N

RotaMatic Akku: 1000/1100 N

Travel cut-out

CLOSE: Adjustable integrated limit switch or mechanical end stop

OPEN: electronically adjustable

Automatic cut-out

Force limit for both operational directions, self-programming and self-monitoring

Gate speed

Depending on gate width, 16 to 25 s with a 90° opening angle

With soft start and soft stop

Automatic timed closing

After 60 seconds

Gate locking

Electro lock 24 V

Motor

Stainless steel spindle unit with

24 V DC motor and self-locking worm gears

Operator housing

RotaMatic/RotaMatic Akku:

Glassfibre reinforced polyamide, protection category IP 44

RotaMatic P/RotaMatic PL:

Aluminium/Zinc diecast with glassfibre reinforced polyamide, protection category IP 44

Temperature range

-20° to +60° C

-15° to +45° C (RotaMatic Akku)

Radio remote control

2 channels internally

Lifting hinges

Up to 6° (special fittings required)

Mains lead

230V, NYY 3x1.5² (on site)

Motor lead

Connection cable up to 10m

NYY 3x1.5² (on site)

Electro lock lead

NYY 3x1.5² (on site) in ground

H07 RN-F 2x1² on gate leaf

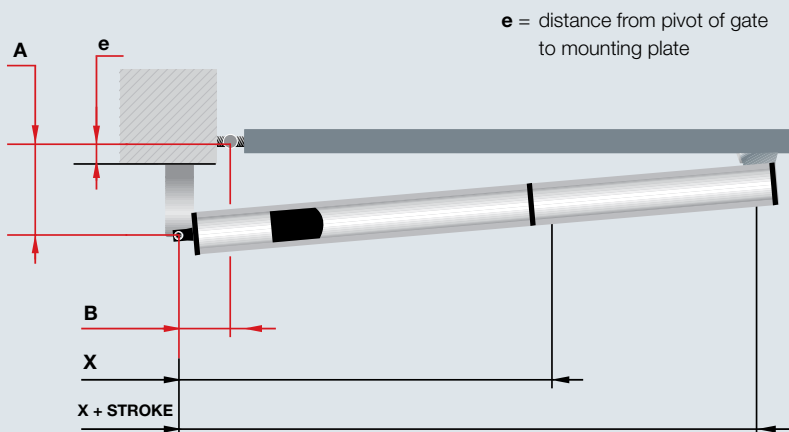
Additional control cable

All lines in ground NYY, z.B. 5x1.5²

Lay all lines separately

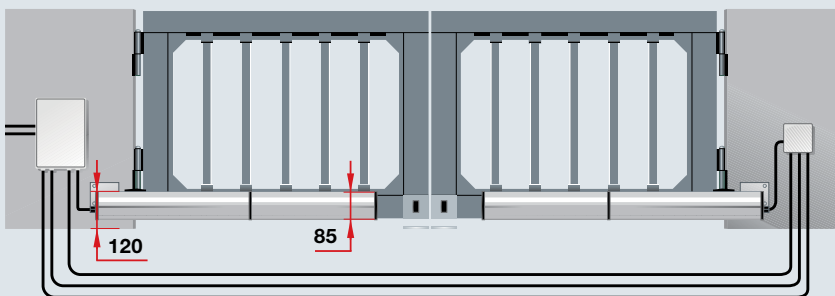
DTH 700 hinged gate operator

Fitting details, Technical data



Opening angle	A	B	e
90°	130	130	80
115°	100	120	50
125°	90	120	40

Dimensions	x	x + stroke
	700	960



Mains lead 230V, NYY 3x1.5 ² (on site)
Motor lead 230V, NYY 4x1.5 ² (on site)
Electro lock lead NYY 3x1.5 ² in ground H07RN-F 2x1 ² on gate leaf
Additional control cable All lines in ground NYY, z.B. 5x1.5 ²
Lay all lines separately!

Power supply
230 V

Control
External

Operating mode
S2, short-time operation 4 minutes

Max. pull force/short-time peak force
3000/3500 N

Travel cut-out
OPEN stop required
CLOSE stop required

Automatic cut-out
Obstruction recognition

Gate speed
Approx. 36 sec.
at a 90° opening angle
With soft start and soft stop

Automatic timed closing
Adjustable up to 4 min.

Gate locking
Electro lock 12 V

Motor
Electro-hydraulic operator and control system 230 V

Operator housing
Aluminium housing

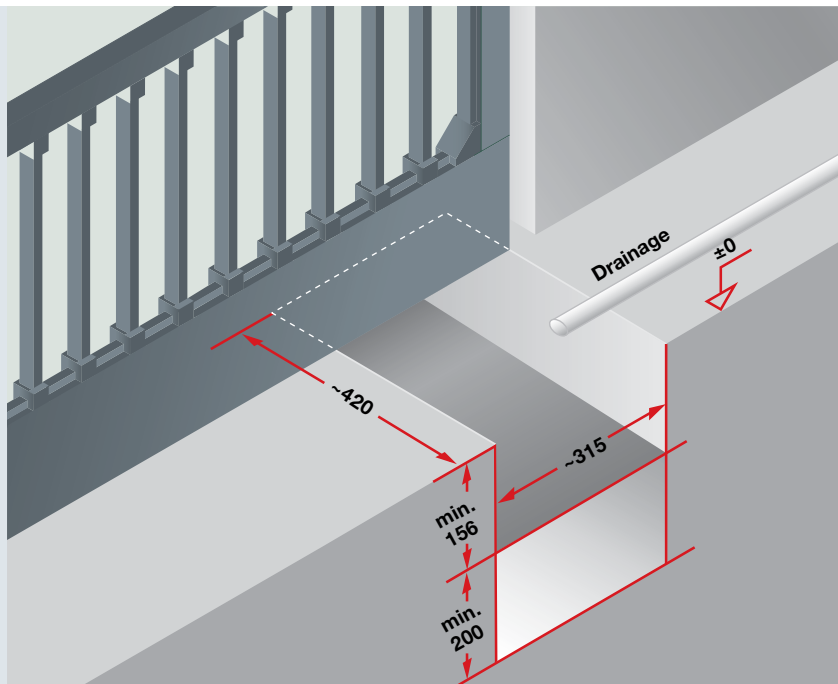
Temperature range
-20° to +60° C

Radio remote control
Optional

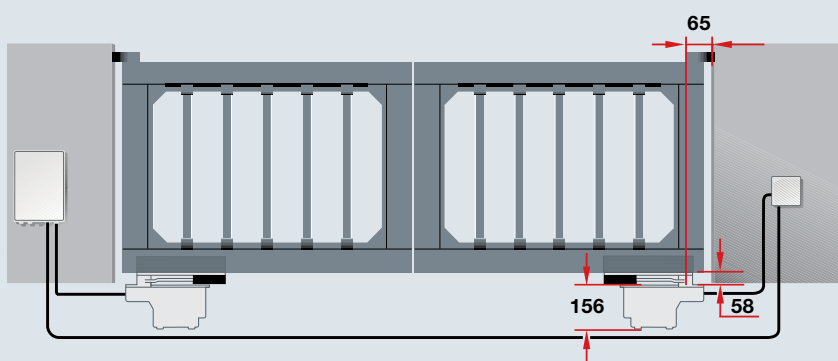
Note: In order to comply with the requirements in DIN EN 13241, we recommend using a closing edge safety device.

DTU 250 hinged gate operator

Fitting details, Technical data



Foundation dimensions Approx. 315 x 420 x 200



Mains lead

230V, NYY 3x1.5² (on site)

Motor lead

230V, NYY 4x1.5² (on site)

Electro lock lead

NYY 3x1.5² in ground
H07RN-F 2x1² on gate leaf

Additional control cable

All lines in ground NYY, z.B. 5x1.5²

Lay all lines separately!

Power supply

230 V

Control

External

Operating mode

S2, short-time operation 4 minutes

Max. pull force/short-time peak force

2500/3000 N

Travel cut-out

OPEN stop required
CLOSE stop required
Optional: integrated stops

Automatic cut-out

Obstruction recognition

Gate speed

Approx. 15 sec.
at a 90° opening angle

Automatic timed closing

Adjustable up to 4 min.

Gate locking

Electro lock 12 V

Motor

230 V AC motor with self locking gear

Operator housing

Gate-supporting steel pan with stainless steel cover
Motor IP 67

Temperature range

-20° to +60° C

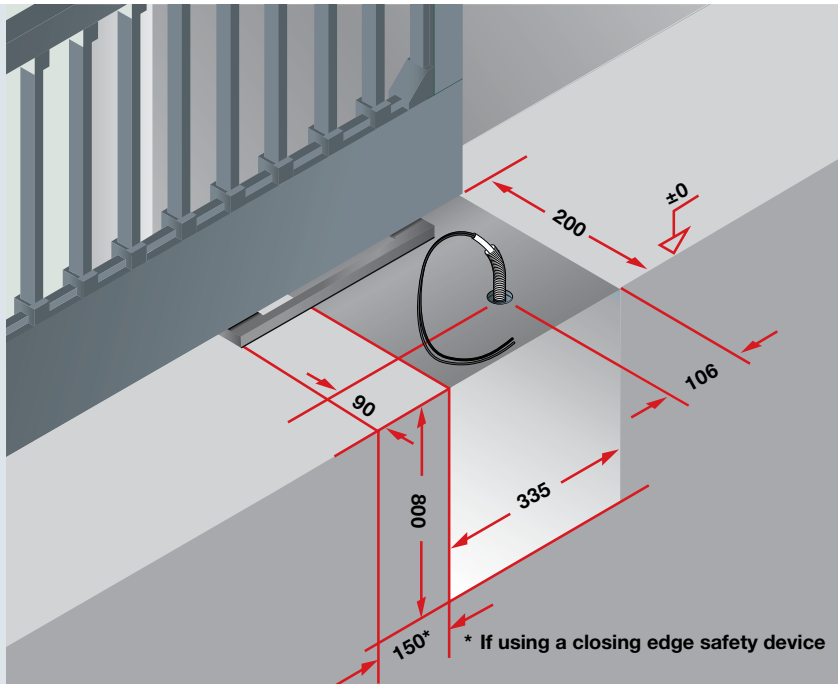
Radio remote control

Optional

Note: In order to comply with the requirements in DIN EN 13241, we recommend using a closing edge safety device.


STA sliding gate operator

Fitting details, Technical data



Foundation dimensions 335 x 200 x 800 mm (frost resistant)

Connecting lead See illustration for tube position



Mains lead
230V, NYY 3x1.5² (on site)

Additional control cable
All lines in ground NYY, z.B. 5x1.5²

Lay all lines separately!

Power supply
230 V

Control
Internal

Operating mode
S2, short-time operation 4 minutes

Max. pull force/short-time peak force
1400/1800 N

Travel cut-out
Electronically programmable
with mechanical limit switches

Automatic cut-out
Obstruction recognition

Gate speed
Approx. 0.2 m/sec.

Automatic timed closing
Adjustable up to 4 min.

Gate locking
Gear lock

Motor
230 V AC motor
with self-locking worm gears
and straight toothed output gear

Operator housing
Aluminium diecast housing
with plastic cover

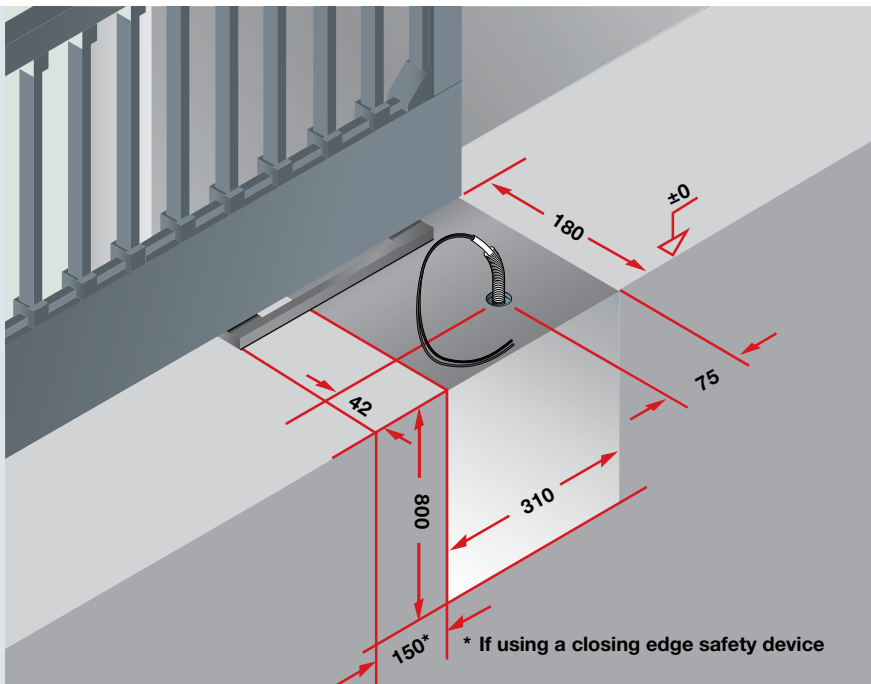
Temperature range
-20° to +60° C

Radio remote control
Optional


Note: In order to comply with the requirements in DIN EN 13241, we recommend using a closing edge safety device.

STA 180, STA 220 sliding gate operator

Fitting details, Technical data



Foundation dimensions	310 x 180 x 800 mm (frost resistant)
Connecting lead	See illustration for tube position



Mains lead	STA 180: 230V, NYY 3x1.5 ² (on site) STA 220: 400V, NYY 5x1.5 ² (on site)
Motor lead	STA 220: 400V, NYY 4x1.5 ² (on site)
Additional control cable	All lines in ground NYY, z.B. 5x1.5 ²
Lay all lines separately	

Power supply

STA 180: 230 V
STA 220: 3 x 400 V

Control

STA 180: intern
STA 220: external

Operating mode

S2, short-time operation 4 minutes

Max. pull force/short-time peak force

STA 180: 1600/2000 N
STA 220: 1900/2300 N

Travel cut-out

Electronically programmable
with non-contact limit switches

Automatic cut-out

Obstruction recognition (through optional
safety device in STA 220)

Gate speed

STA 180: 0.2 m/sec.
STA 220: 0.15 m/sec.

Automatic timed closing

STA 180: adjustable up to 4 min.
STA 220: adjustable up to 3 min.

Motor

STA 180: 230 V AC motor with self-locking
worm gears and straight toothed
output gear
STA 220: 400 V AC motor with self-locking
worm gears and straight toothed
output gear

Operator housing

Aluminium diecast housing
with plastic cover

Temperature range

-20° to +60° C

Radio remote control

Optional

Note: In order to comply with the requirements
in DIN EN 13241, we recommend using a closing
edge safety device.

You will find comprehensive
fitting details on the Internet at:
www.hoermann.com

Hörmann: Quality without Compromise



Hörmann KG Amshausen



Hörmann KG Antriebstechnik



Hörmann KG Brandis



Hörmann KG Brockhagen



Hörmann KG Dissen



Hörmann KG Eckelhausen



Hörmann KG Freisen



Hörmann KG Ichttershausen



Hörmann KG Werne



Hörmann Genk NV, Belgium



Hörmann Beijing, China



Hörmann Gadco LLC, Vonore TN, USA

Hörmann is the only manufacturer worldwide that offers you a complete range of all major building products from one source.

We manufacture in highly-specialized factories using the latest production technologies.

The close-meshed network of sales and service companies throughout Europe, and activities in the USA and China, make Hörmann your strong partner for first-class building products, offering "Quality without Compromise".

GARAGE DOORS

OPERATORS

INDUSTRIAL DOORS

LOADING EQUIPMENT

HINGED DOORS

DOOR FRAMES

Hörmann (UK) Ltd, Gee Road, Coalville, Leicestershire LE67 4JW
Phone (01530) 513000, Fax (01530) 513001

